

**Main nav**

Projects	Profile Admin	Settings	Data Basket	Search
Create new project		User admin / permissions including dashboard		Wiki / Records
My projects				
All projects				

**Tabs**

Dashboard	Activity	Files	Tools	Approval	Messages <sup>3</sup>
	Full activity by: user, tool, date, status		Full tools list		
	Reporting create report button		Quick nav to recent tools		

**Communication**

New announcement	New message
------------------	-------------

**Page widgets**

Welcome / Title of project			
<b>News / activity snippets</b>			
Latest announcement & news	User activity	Latest activity	New metadata files
<b>Projects</b>			
My projects	Link to full RS project registry		

**Main nav**

Indicates selected project	Profile Admin	Settings	Data Basket	Search
Create new project		User admin / permissions including dashboard		Wiki / Records
My projects				
All projects				

Related to project

**Tabs**

Dashboard	Activity	Files	Tools	Approval	Messages <sup>3</sup>
	Full activity by: user, tool, date, status		Full tools list		
	Reporting create report button		Quick nav to recent tools		

**Actions**

Set up new social media thread	New announcement	New message
--------------------------------	------------------	-------------

**Page widgets**

**News / activity snippets**

Latest announcement & news	User activity	Latest activity	New metadata files
----------------------------	---------------	-----------------	--------------------

**Project admin**

Meta data settings	Workflow configuration	Social networking set up	Asset (files) management	Library set up
Research Q's and objectives	Team add / remove / edit priviledges			

**Data / stats**

Data monitor adding / leaving store	Status of project data & info	Alerts capacity data
-------------------------------------	-------------------------------	----------------------

## Semantic Search

### Actions

Launch tools

Add records /  
results to data  
basket

### Search

Free text  
search

Ontology  
searching  
CIDOC - CRM

Thesauri  
searching

Auto complete:  
synonyms etc

Scoped search

Faceted  
search using  
thesauri

Option to  
change  
thesaurus

### Views

Image text

Image only

List

Graphs

### Results

Results

External  
results

### Record

Record  
annotations  
and versions

Show clearly  
what  
annotations  
refer to

Relationships  
to RS and  
external  
sources

Record

Track changes  
view

Edit mode

# All projects overview

Overview
Activity
Files
Tools
Approvals
Messages 2
Search
Add File

Welcome Lorem ipsum

## Announcements

### My recent activity

**My projects**  
[Lorem ipsum dolor sit amet](#)  
[Dolor sit amet](#)  
[View full project list](#)

### Data monitor

[View full project list](#)

### All activity

<p><b>Projects</b></p> <ul style="list-style-type: none"> <li>- Create new project</li> <li>- My projects</li> <li>- All projects</li> </ul> <p>Project set up can be accessed per project</p>	<p><b>Settings / user admin</b></p> <p>For whole area the admin has access too</p> <p>User admin / permissions including dashboard</p>	<p><b>Username</b></p> <p>User admin including notification settings profile info</p>	<p><b>Data Basket</b></p> <p>On rollover should expand to show contents eg ASOS</p>
<p><b>Send announcement</b></p> <p>option to broadcast to your whole network</p>	<p><b>Send msg</b></p> <p>option to broadcast to your whole network</p> <p>RH click to attach what you are looking at?</p>	<p><b>Add file</b></p> <p>Opens file upload dialog box with options to attach to project if not logged into project</p>	<p><b>Approvals</b></p> <p>Shows items sent by project team for admin to approve move to rdf store or to tag as finalised content.</p>
<p><b>Announcements</b></p> <p>Can be attached to projects / whole institutions anything the user is a member of can show here</p>	<p><b>Activity</b></p> <p>Full activity stream eg fb / twitter / basecamp</p> <p>Reports can be created from here</p> <p>Filter by :</p> <ul style="list-style-type: none"> <li>- user</li> <li>- file type</li> <li>- date</li> <li>- tool</li> <li>- date</li> <li>- status</li> </ul>	<p><b>Files</b></p> <p>All files uploaded to the institutions research space.</p> <p>Filter by :</p> <ul style="list-style-type: none"> <li>- user</li> <li>- file type</li> <li>- date</li> <li>- size</li> </ul>	<p><b>Messages</b></p> <p>Clearly indicates if new messages are available</p> <p>Messaging is across projects so even when dealing with one project you can see options to view all messages.</p>
<p><b>My recent activity</b></p> <p>All activity across projects including administration tasks by project date task</p>	<p><b>My projects</b></p> <p>project involved with link to list of all projects across research space the user has access to</p>	<p><b>Tools</b></p> <p>All tools... icons? / images? with descriptions of functions</p> <p>skip nav to recently used tools</p>	<p><b>Data monitor</b></p> <ul style="list-style-type: none"> <li>-Data adding / leaving store</li> <li>-No of images uploaded by organisation</li> <li>-Storage used and left completed</li> <li>-Alerts Capacity / data</li> </ul>
<p><b>All activity</b></p> <p>View by user Project / thread Date</p>	<p><b>Announcements</b></p> <p>Main user actions contained in tabs</p>	<p><b>Files</b></p> <p>All files uploaded to the institutions research space.</p> <p>Filter by :</p> <ul style="list-style-type: none"> <li>- user</li> <li>- file type</li> <li>- date</li> <li>- size</li> </ul>	<p><b>My projects</b></p> <p>project involved with link to list of all projects across research space the user has access to</p>

Back to [All Projects](#)
Project: Lorem ipsum
Settings
Username
Data basket
3

## Project name lorem ipsum

Overview

Activity

Files

Tools

Approvals

Messages 2

**Project research questions & objectives**

[Edit project settings](#)

**Team**

[Lorem Ipsum](#) last logged in Tues 9am [Add team member](#)

[Lorem Ipsum](#) last logged in Tues 9am

[Lorem Ipsum](#) last logged in Tues 9am

**Announcements**

**Data monitor**

[View full project list](#)

**All activity**

**Social networking set up**

Add blog
Add wiki
Add forum

**Projects**  
 - Create new project  
 - My projects  
 - All projects  
 Project set up can be accessed per project

**Settings / user admin**  
 For whole area the admin has access too  
 User admin / permissions including dashboard

**Username**  
 User admin including notification settings profile info

**Data Basket**  
 On rollover should expand to show contents eg ASOS

**Send announcement**  
 option to broadcast to your whole network

**Send msg**  
 option to broadcast to your whole network  
 RH click to attach what you are looking at?

**Add file**  
 Opens file upload dialog box with options to attach to project if not logged into project

**Approvals**  
 Shows items sent by project team for admin to approve move to rdf store or to tag as finalised content.

**Tags**  
 Main user actions contained in tabs  
 These contain project relevant info now

**Activity**  
 Full activity stream eg fb / twitter / basecamp  
 Reports can be created from here  
 Filter by :  
 - user  
 - tool  
 - date  
 - status

**Files**  
 All files uploaded to the institutions research space.  
 Filter by :  
 - file type  
 - date  
 - size

**Tools**  
 All tools... icons? / images? with descriptions of functions  
 skip nav to recently used tools

**Project research question & objectives**  
 Edit settings open a form in a pop up which has the set up for the project including metadata, workflow, social set up, doc management

**Announcements**  
 Can be attached to projects / whole institutions anything the user is a member of can show here

**All activity**  
 View by user  
 Project / thread  
 Date

**Social networking set up**  
 Add blog  
 Add wiki  
 Add forum

**Team**  
 All team members listed with last log in time noted.

**Data monitor**  
 -Data adding / leaving store  
 -No of images uploaded to project  
 -Storage used and left completed  
 -Alerts Capacity / data

**Messages**  
 Clearly indicates if new messages are available  
 Messaging is across projects so even when dealing with one project you can see you have a message in another project

**Team**  
 All team members listed with last log in time noted.

**Project research question & objectives**  
 Edit settings open a form in a pop up which has the set up for the project including metadata, workflow, social set up, doc management

**Announcements**  
 Can be attached to projects / whole institutions anything the user is a member of can show here

**All activity**  
 View by user  
 Project / thread  
 Date

**Social networking set up**  
 Add blog  
 Add wiki  
 Add forum

## Research space

New Message

Send announcement

Add File

Dashboard

Activity

Files

Tools

Approvals

Messages

2

Search

## Search

Canop

Objects

Go

 Only records with images

Canopic jar

Canopic urn

Canopy


Date YYYY

to  BC AD

Location

Material

## Canopic jars



**Canopic jars** were used by the [Ancient Egyptians](#) during the [mummification](#) process to store and preserve the [viscera](#) of their owner for the [afterlife](#). They were commonly either carved from [limestone](#) or were made of pottery.<sup>[1]</sup> These jars were used by Ancient Egyptians from the time of the ... [read more](#)

Collapsed

Tree view

## Thesaurus terms

[Settings \(change thesaurus\)](#)

Lorem

ipsum

dolor

Canopic jar

urn



Lorem

ipsum

consectucte

Canopic urn



Amet

solr

Canopy

urn

urn

urn

You searched for:

Canopic jar

Urn

1 2 3 4 5 6 ... 21 22

Sort by relevance

View



## Category

Lorem ipsum (12)

Dolor sit amet (1)

Consecturor alt (30)

## Object

Lorem ipsum (5)

Dolor sit amet (9)


Consecturor alt (20)

Results


External results

Graph view


## 100 results

**Vestibulum nec neque. In eros nulla, suscipit quis, dictum eu,**


Tncidunt eu, metus. hasellus arcu. Nullam id sapien. Proin pellentesque auctor eros. Praesent non elit a lacus consectetur cursus. Morbi vitae magna. Morbi malesuada. Nulla facilisi. Morbi porttitor egestas leo. Duis pellentesque fringilla metus. Donec sit amet risus.

**Vestibulum nec neque. In eros nulla, suscipit quis, dictum eu,**


Tncidunt eu, metus. hasellus arcu. Nullam id sapien. Proin pellentesque auctor eros. Praesent non elit a lacus consectetur cursus. Morbi vitae magna. Morbi malesuada. Nulla facilisi. Morbi porttitor egestas leo. Duis pellentesque fringilla metus. Donec sit amet risus.

**Vestibulum nec neque. In eros nulla, suscipit quis, dictum eu,**


Tncidunt eu, metus. hasellus arcu. Nullam id sapien. Proin pellentesque auctor eros. Praesent non elit a lacus consectetur cursus. Morbi vitae magna. Morbi malesuada. Nulla facilisi. Morbi porttitor egestas leo. Duis pellentesque fringilla metus. Donec sit amet risus.

**Vestibulum nec neque. In eros nulla, suscipit quis, dictum eu,**


Tncidunt eu, metus. hasellus arcu. Nullam id sapien. Proin pellentesque auctor eros. Praesent non elit a lacus consectetur cursus. Morbi vitae magna. Morbi malesuada. Nulla facilisi. Morbi porttitor egestas leo. Duis pellentesque fringilla metus. Donec sit amet risus.

**Vestibulum nec neque. In eros nulla, suscipit quis, dictum eu,**


Tncidunt eu, metus. hasellus arcu. Nullam id sapien. Proin pellentesque auctor eros. Praesent non elit a lacus consectetur cursus. Morbi vitae magna. Morbi malesuada. Nulla facilisi. Morbi porttitor egestas leo. Duis pellentesque fringilla metus. Donec sit amet risus.

**Vestibulum nec neque. In eros nulla, suscipit quis, dictum eu,**

Tncidunt eu, metus. hasellus arcu. Nullam id sapien. Proin pellentesque auctor eros. Praesent non elit a lacus consectetur cursus. Morbi vitae magna. Morbi malesuada. Nulla facilisi. Morbi porttitor egestas leo. Duis pellentesque fringilla metus. Donec sit amet risus.

**Vestibulum nec neque. In eros nulla, suscipit quis, dictum eu,**

Tncidunt eu, metus. hasellus arcu. Nullam id sapien. Proin pellentesque auctor eros. Praesent non elit a lacus consectetur cursus. Morbi vitae magna. Morbi malesuada. Nulla facilisi. Morbi porttitor egestas leo. Duis pellentesque fringilla metus. Donec sit amet risus.

**Vestibulum nec neque. In eros nulla, suscipit quis, dictum eu,**

Tncidunt eu, metus. hasellus arcu. Nullam id sapien. Proin pellentesque auctor eros. Praesent non elit a lacus consectetur cursus. Morbi vitae magna. Morbi malesuada. Nulla facilisi. Morbi porttitor egestas leo. Duis pellentesque fringilla metus. Donec sit amet risus.